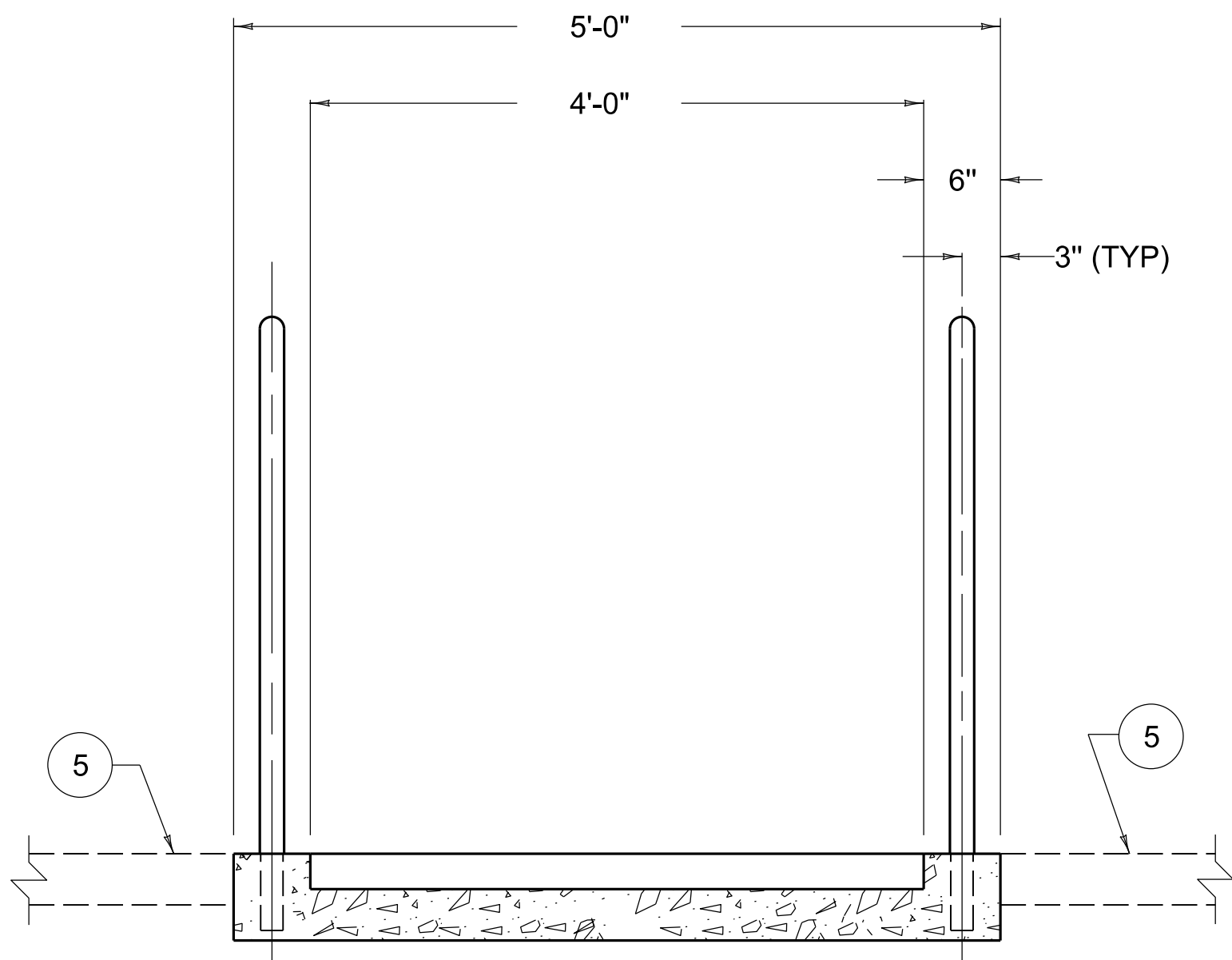
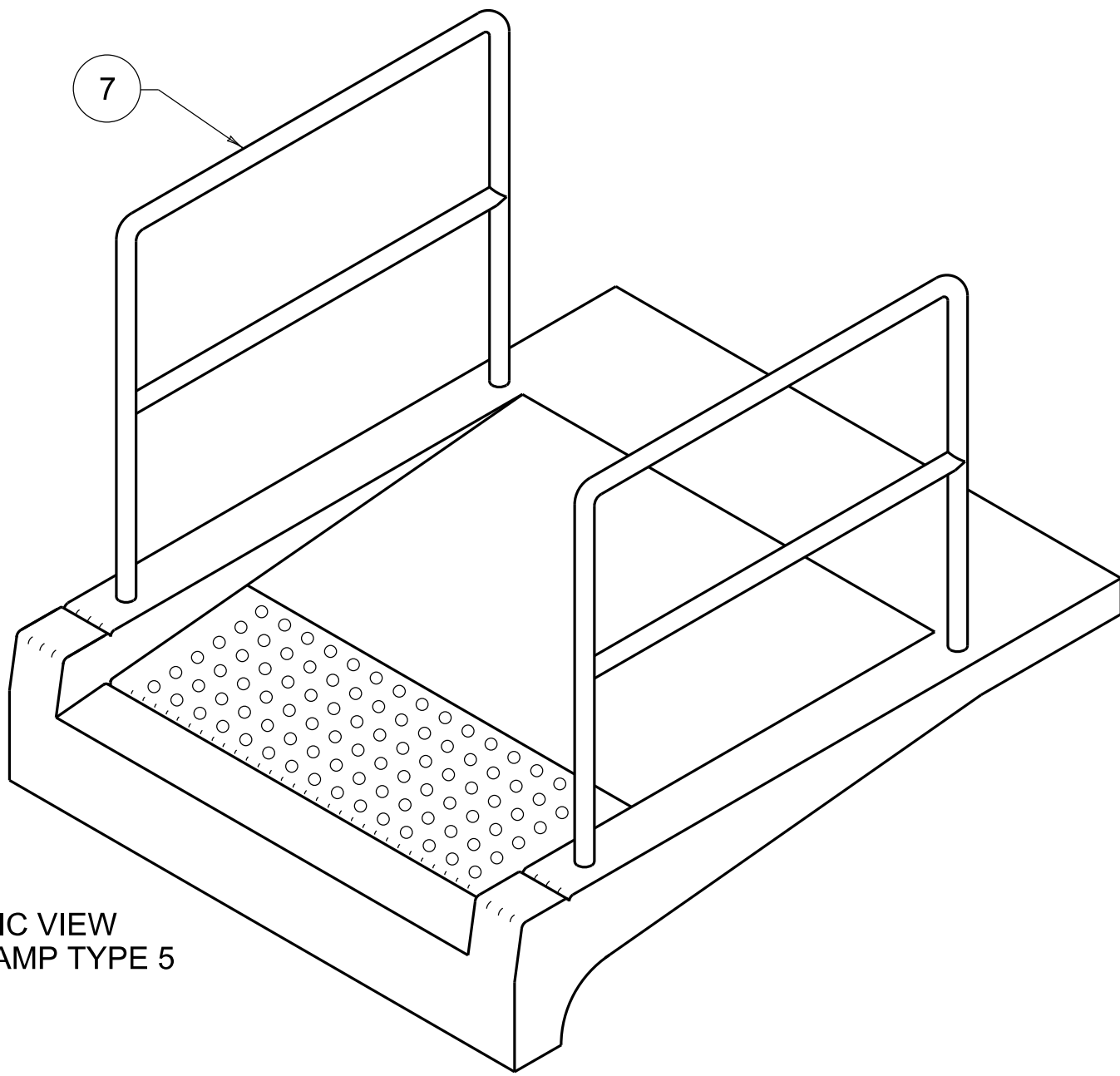


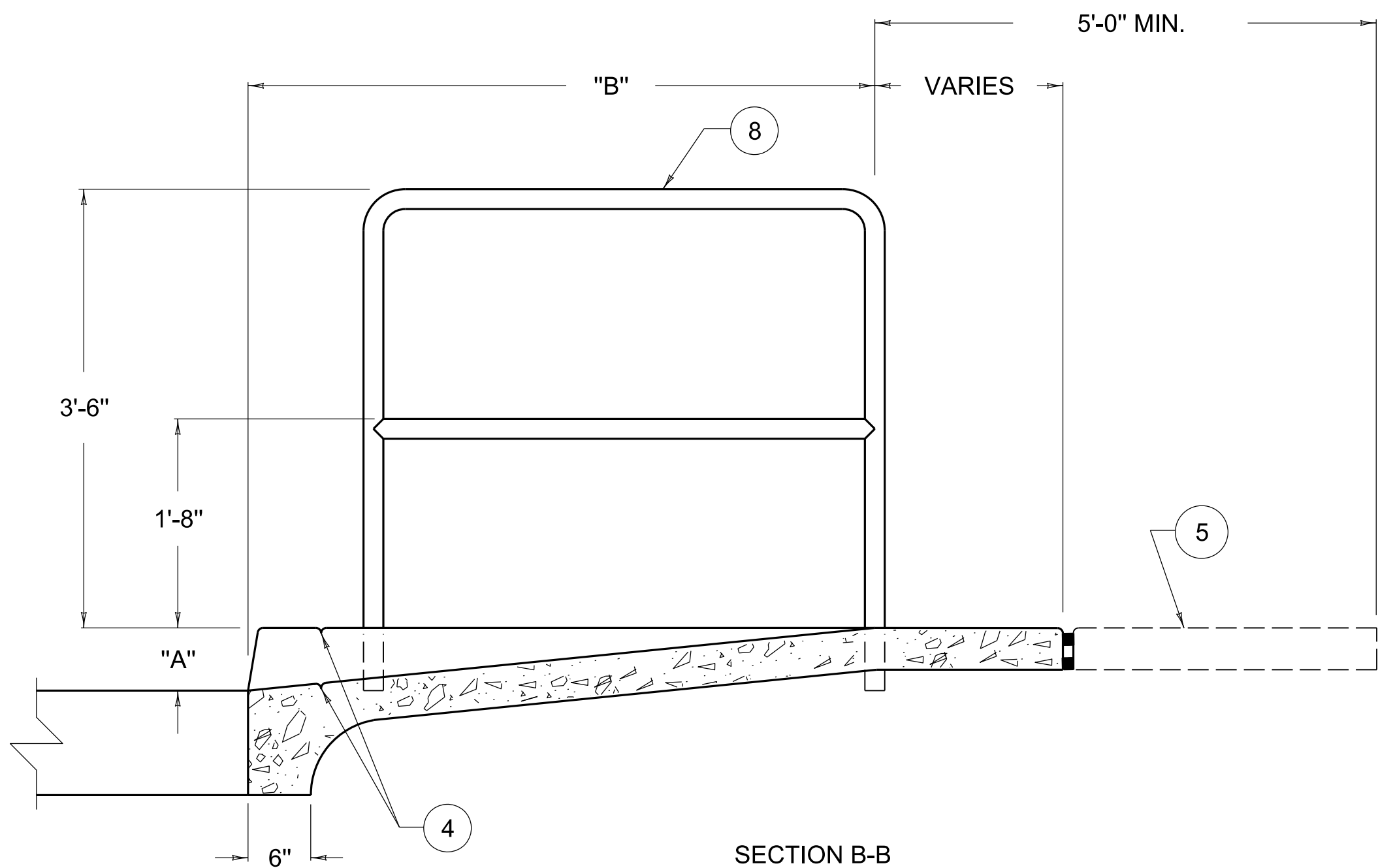
PLAN VIEW
SIDEWALK RAMP TYPE 5



SECTION A-A



ISOMETRIC VIEW
SIDEWALK RAMP TYPE 5



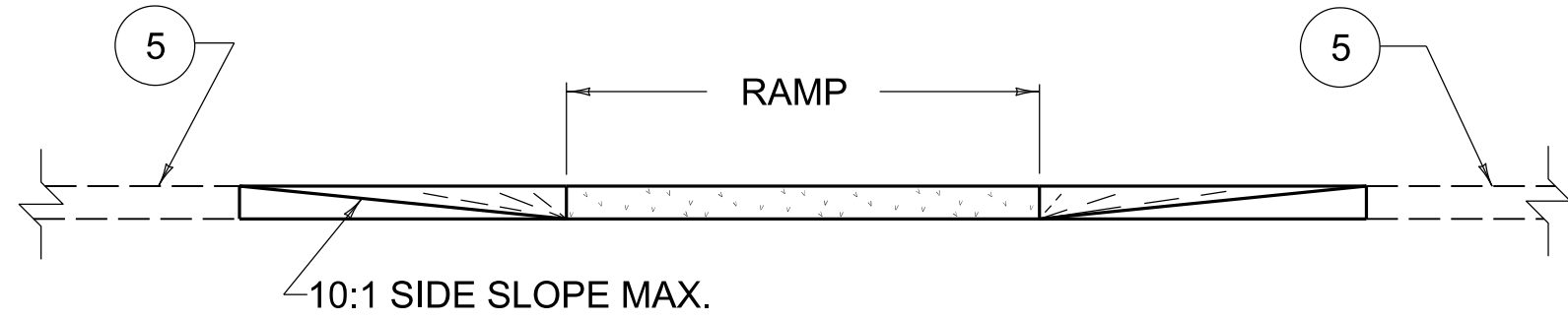
SECTION B-B

- ~ NOTES ~
1. EXISTING SIDEWALK AND CURB SHALL BE REMOVED TO THE LIMITS AS DESIGNATED BY THE ENGINEER.
 2. WHERE EXISTING JOINTS ARE LOCATED MORE THAN 2'-0" FROM THE RAMP LIMITS SHOWN, THE CONTRACTOR SHALL SAW CUT THE SIDEWALK AND CURB PRIOR TO REMOVAL.
 3. A BROOM FINISH OR EQUAL NON-SKID FINISH IS REQUIRED.
 - ④ CUT GROOVE TO CONFORM TO THE ADJACENT CURB.
 - ⑤ EXISTING SIDEWALK.
 - ⑥ THE LENGTHS SHOWN ARE MINIMUMS. IF ADEQUATE SPACE IS AVAILABLE A MINIMUM SLOPE OF 12:1 IS DESIRABLE.
 - ⑦ HANDRAIL TYPE A-1 MAY BE ELIMINATED PROVIDED ADEQUATE SPACE IS AVAILABLE TO CONSTRUCT 10:1 RAMP SIDE SLOPES AS SHOWN IN SECTION C-C.
 8. ALL SIDEWALK RAMP REQUIRE DETECTABLE WARNINGS.

BID ITEMS AND UNIT TO BID
SIDEWALK-4 IN CONCRETE
DETECTABLE WARNINGS
HANDRAIL-TYPE A-1

USE WITH CURRENT STD. DWG
RGX-030, RGX-040

SQYD
SQFT
LF



SECTION C-C ⑧
(ALTERNATE TO HANDRAIL TYPE B)

RAMP HEIGHT "A"	⑥ RAMP LENGTH "B"
≤ 3"	2'-0"
> 3" ≤ 6"	5'-0"



COMMONWEALTH OF KENTUCKY
DEPARTMENT OF HIGHWAYS



SIDEWALKS

SIDEWALK RAMP WITH HANDRAIL

STANDARD DRAWING NUMBER
RPM-172-07

PAVEMENT

REVISION DATE: 12/01/2015
REVISION NUMBER: 0

SUBMITTED 12-01-2015 DATE
DIVISION DIRECTOR
APPROVED 12-01-2015 DATE
STATE HIGHWAY ENGINEER